


# ***SHRI BAJRANG AGRO PROCESSING LIMITED***

## **AUDITED FINANCIAL STATEMENT FINANCIAL YEAR 2023-24**



### **REGISTERED OFFICE :**

522/C, Urla Industrial Area,  
Raipur (C.G.) - 493221  
Tel. : 0771-4288029/39  
Fax : 0771-4288123  
Email : sbpilinfo@goeltmt.com

### **AUDITOR :**

R D N A AND CO LLP (Chartered Accountants)  
205, 1st Floor, Samta Colony,  
Raipur – 492 001 (C.G.) India  
Ph : 0771-2255744-45, Fax : 91-771-2254188  
E-mail:info@rksca.com,rkscaryp@yahoo.co.in



# R D N A AND CO LLP

Chartered Accountants

📍 H.O. : 205, 1st Floor, Main Road, Samta Colony, Raipur, INDIA - 492001, Branch : Raigarh  
☎ 0771 - 2255744, 45 ✉ raipur@rdnaca.in 🌐 rdnaca.in

## INDEPENDENT AUDITOR'S REPORT

### TO THE MEMBERS OF SHRI BAJRANG AGRO PROCESSING LIMITED

#### Report on the Audit of the Standalone Financial Statements

##### Opinion

We have audited the accompanying Standalone Financial Statements of **SHRI BAJRANG AGRO PROCESSING LIMITED** ("the Company"), which comprise the Balance Sheet as at March 31, 2024, the Statement of Profit and Loss (including Other Comprehensive Income), Statement of changes in equity and the Statement of Cash Flows for the year ended on that date, and notes to the Standalone Financial Statements including a summary of the significant accounting policies and other explanatory information (hereinafter referred to as "Standalone financial statements").


In our opinion and to the best of our information and according to the explanations given to us, the aforesaid Standalone Financial Statements give the information required by the Companies Act, 2013 ("the Act") in the manner so required and give a true and fair view in conformity with Accounting Standards prescribed under section 133 of the Act read with the Companies (Accounting Standards) Rules, 2015, as amended, and others, the accounting principles generally accepted in India, of the state of affairs of the Company as at March 31, 2024 and its profit, and its cash flows for the year ended on that date.

##### Basis for Opinion

We conducted our audit of the Standalone Financial Statements in accordance with the Standards on Auditing specified under section 143(10) of the Act (SAs). Our responsibilities under those Standards are further described in the Auditor's Responsibilities for the Audit of the Financial Statements section of our report. We are independent of the Company in accordance with the Code of Ethics issued by the Institute of Chartered Accountants of India (ICAI) together with the Independence requirements that are relevant to our audit of the Standalone Financial Statements under the provisions of the Act and the Rules made there under, and we have fulfilled our other ethical responsibilities in accordance with these requirements and the ICAI's Code of Ethics. We believe that the audit evidence we have obtained is sufficient and appropriate to provide a basis for our opinion.

##### Management's Responsibility for the Standalone Financial Statements

The Company's Board of Directors is responsible for the matters stated in section 134(5) of the Act with respect to the preparation of these Standalone Financial Statements that give a true and fair view of the financial position, financial performance, cash flows of the Company in accordance with the accounting principles generally accepted in India, including the Indian Accounting Standards (Ind AS) specified under Section 133 of the Act. This responsibility also includes maintenance of adequate accounting records in accordance with the provisions of the Act for safeguarding the assets of the Company and for preventing and detecting frauds and other irregularities; selection and application of appropriate accounting policies; making judgments and estimates that are reasonable and prudent; and design, implementation and maintenance of adequate internal financial controls, that were operating effectively for ensuring the accuracy and completeness of the accounting records, relevant to the preparation and presentation of the



Standalone Financial Statements that give a true and fair view and are free from material misstatement, whether due to fraud or error.

In preparing the Standalone Financial Statements, management is responsible for assessing the Company's ability to continue as a going concern, disclosing, as applicable, matters related to going concern and using the going concern basis of accounting unless management either intends to liquidate the Company or to cease operations, or has no realistic alternative but to do so.

The Board of Directors are responsible for overseeing the Company's financial reporting process.

### **Auditor's Responsibilities for the Audit of the Financial Statements**

Our objectives are to obtain reasonable assurance about whether the Standalone Financial Statements as a whole are free from material misstatement, whether due to fraud or error, and to issue an auditor's report that includes our opinion. Reasonable assurance is a high level of assurance, but is not a guarantee that an audit conducted in accordance with SAs will always detect a material misstatement when it exists. Misstatements can arise from fraud or error and are considered material if, individually or in aggregate, they could reasonably be expected to influence the economic decisions of users taken on the basis of these financial statements.

As part of an audit in accordance with SAs, we exercise professional judgment and maintain professional skepticism throughout the audit. We also:

- Identify and assess the risks of material misstatement of the financial statements, whether due to fraud or error, design and perform audit procedures responsive to those risks, and obtain audit evidence that is sufficient and appropriate to provide a basis for our opinion. The risk of not detecting a material misstatement resulting from fraud is higher than for one resulting from error, as fraud may involve collusion, forgery, intentional omissions, misrepresentations, or the override of internal control.
- Evaluate the appropriateness of accounting policies used and the reasonableness of accounting estimates and related disclosures made by management.
- Conclude on the appropriateness of management's use of the going concern basis of accounting and, based on the audit evidence obtained, whether a material uncertainty exists related to events or conditions that may cast significant doubt on the Company's ability to continue as a going concern. If we conclude that a material uncertainty exists, we are required to draw attention in our auditor's report to the related disclosures in the Standalone Financial Statements or, if such disclosures are inadequate, to modify our opinion. Our conclusion is based on the audit evidence obtained up to the date of our auditor's report. However, future events or conditions may cause the Company to cease to continue as a going concern.
- Evaluate the overall presentation, structure and content of the financial statements, including the disclosures, and whether the financial statements represent the underlying transactions and events in a manner that achieves fair presentation.

Materiality is the magnitude of misstatements in the standalone financial statements that, individually or in aggregate, makes it probable that the economic decisions of a reasonably knowledge user of the standalone financial statements may be influenced. We consider quantitative materiality and qualitative factors in (i) planning in the scope of our audit work in evaluating the results of our work; and (ii) to evaluate the effect of any identified misstatements in the standalone financial statements.





We communicate with those charged with governance regarding, among other matters, the planned scope and timing of the audit and significant audit findings, including any significant deficiencies in internal control that we identify during our audit.

We also provide those charged with governance with a statement that we have complied with relevant ethical requirements regarding independence, and to communicate with them all relationships and other matters that may reasonably be thought to bear on our independence, and where applicable, related safeguards.

### Report on Other Legal and Regulatory Requirements

1. As required by the Companies (Auditor's Report) Order, 2020("the Order") issued by the Central Government in terms of Section 143(11) of the Act, we give in "Annexure A" a statement on the matters specified in paragraphs 3 of the Order.
2. As required by Section 143(3) of the Act, based on our audit we report that:
  - a) We have sought and obtained all the information and explanations which to the best of our knowledge and belief were necessary for the purposes of our audit.
  - b) In our opinion, proper books of account as required by law have been kept by the Company so far as it appears from our examination of those books.
  - c) The Balance Sheet, the Statement of Profit and Loss including Other Comprehensive Income, Statement of Changes in Equity and the Statement of Cash Flows dealt with by this Report are in agreement with the books of account.
  - d) In our opinion, the aforesaid Standalone Financial Statements comply with the mandatory Indian Accounting Standards (Ind AS) referred to in section 133 of Companies Act, 2013.
  - e) On the basis of the written representations received from the directors as on March 31, 2024 taken on record by the Board of Directors, none of the directors is disqualified as on March 31, 2024 from being appointed as a director in terms of Section 164 (2) of the Act.
  - f) With respect to the adequacy of the internal financial controls over financial reporting of the Company and the operating effectiveness of such controls, refer to our separate Report in "**Annexure B**".
  - g) With respect to the other matters to be included in the Auditor's Report in accordance with the requirements of section 197(16) of the Act, as amended:

In our opinion and to the best of our information and according to the explanations given to us, the remuneration paid by the Company to its directors during the year is in accordance with the provisions of section 197 of the Act.
  - h) With respect to the other matters to be included in the Auditor's Report in accordance with Rule 11 of the Companies (Audit and Auditors) Rules, 2014, in our opinion and to the best of our information and according to the explanations given to us:
    - i. The Company has disclosed the impact of pending litigations on its financial position in its Standalone Financial Statements
    - ii. The Company did not have any long-term contracts including derivative contracts for which there were any material foreseeable losses.
    - iii. There has been no delay in transferring amounts required to be transferred, to the Investor Education and Protection Fund by the Company.



- iv. (a) The management has represented that, to the best of its knowledge and belief, other than as disclosed in the notes to the accounts, no funds have been advanced or loaned or invested (either from borrowed funds or share premium or any other sources or kind of funds) by the company to or in any other persons or entities, including foreign entities ("Intermediaries"), with the understanding, whether recorded in writing or otherwise, that the Intermediary shall, whether, directly or indirectly lend or invest in other persons or entities identified in any manner whatsoever by or on behalf of the company ("Ultimate Beneficiaries") or provide any guarantee, security or the like on behalf of the Ultimate Beneficiaries;
- (b) The Management has represented, that, to the best of its knowledge and belief, no funds (which are material either individually or in the aggregate) have been received by the Company from any person or entity, including foreign entity ("Funding Parties"), with the understanding, whether recorded in writing or otherwise, that the Company shall, whether, directly or indirectly, lend or invest in other persons or entities identified in any manner whatsoever by or on behalf of the Funding Party ("Ultimate Beneficiaries") or provide any guarantee, security or the like on behalf of the Ultimate Beneficiaries.
- (c) Based on the audit procedures that have been considered reasonable and appropriate in the circumstances, nothing has come to our notice that has caused us to believe that the representations under sub-clause (i) and (ii) of Rule 11(e), as provided under (a) and (b) above, contain any material misstatement.
- v. The company has not declared/paid dividend during the year and hence provisions of section 123 of the Companies Act 2013 are not applicable on the company.
- vi. Based on our examination, which included test checks, the company has used an accounting software for maintaining its books of account for the financial year ended on March 31, 2024 which has a feature of recording audit trail (edit log) facility and the same has operated throughout the year for all relevant transactions recorded in the software. Further, during the course of our audit we did not come across any instance of audit trail feature being tampered with.

As per proviso to Rule 3(1) of the companies (Accounts) Rules, 2014 is applicable from April 1, 2023, reporting under Rule 11(g) of the companies act (Audit and Auditors) Rules, 2014 on preservation of audit trail as per the statutory requirements for record retention is not applicable for the financial year ended March 31, 2024.

For R D N A AND CO LLP  
Chartered Accountants  
Firm Reg. No. 004435C/C400033

  
**Sunil Dwivedi**

Partner

Membership No.: 427775

UDIN : 24427775BKCZTK6725

Place: Raipur


Dated: May 21<sup>st</sup>, 2024



## ANNEXURE "A" TO THE INDEPENDENT AUDITOR'S REPORT

(Referred to in Para-1 "Report on Other Legal and Regulatory Requirements" in our Independent Auditors' Report to the members of the Company on the Standalone Financial Statements for the year ended March 31, 2024). Statement on Matters specified in paragraphs 3 of the Companies (Auditor's Report) Order, 2020:

- i. In respect of the Company's Property, Plant and Equipment and Intangible Assets, the company does not have any Property, Plant & Equipment as on the Balance Sheet Date, and hence reporting on clause (i) (a) to (e) of the Order is not applicable.
- ii. In respect of inventory, the company does not have any inventory during the year ended March 31, 2024, and hence reporting on clause (ii) (a) and (b) of Order is not applicable.
- iii. The company has not made investments in, provided any guarantee or security or granted any loans or advances in the nature of loans, secured or unsecured, to companies, firms, Limited Liability Partnerships or any other parties, during the year.
- iv. In our opinion and according to the information and explanations given to us and the records examined by us, in respect loans, investments and guarantees, provisions of the section 185 and 186 of the Companies Act, 2013 have been complied with.
- v. In our opinion and according to the information and explanations given to us, the Company has not accepted any Deposits or amount which are deemed to be deposit from the public and hence the directives issued by the Reserve Bank of India and the provisions of Sections 73 to 76 or any other relevant provisions of the Act and the Rules framed there under are not applicable.
- vi. Requirements of Section 148 of Companies Act, 2013 are not applicable to the company and accordingly the said clause is not applicable.
- vii. (a) According to the information and explanations given to us and the records examined by us, the Company is generally regular in depositing undisputed statutory dues including Goods and Services tax, Provident Fund, Employees' State Insurance, Income Tax, Sales Tax, Service Tax, Duty of Customs, Duty of Excise, Value Added Tax, Cess and any other statutory dues with the appropriate authorities, wherever applicable and there are no such outstanding dues as at March 31, 2024, for a period of more than six months from the date they became payable.  
(b) According to the information and explanation given to us and the records examined by us, there are no dues of Income Tax, Sales Tax, Service Tax, Duty of Customs, Duty of Excise and Value added tax outstanding on account of any dispute.
- viii. There were no transactions relating to previously unrecorded income that have been surrendered or disclosed as income during the year in the tax assessment under the Income Tax Act, 1961 (43 of 1961)
- ix. According to the information and explanations given by the management and as per record examined by us, we are of the opinion that the Company
  - (a) Has not defaulted in repayment of loan or borrowings to bank and financial institution. Further, there is no borrowing from government or debenture holders during the year.
  - (b) Has not been declared willful defaulter by any bank or financial institution or government or any government authority
  - (c) Has not taken any term loan during the year.





- (d) On an overall examination of the financial statements of the Company, the Company has prima facie, not used funds raised on short-term basis during the year for long-term purposes.
- (e) On an overall examination of the financial statements of the Company, the Company has not taken any funds from any entity or person on account of or to meet the obligations of its subsidiaries.
- (f) The Company has not raised any loans during the year and hence reporting on clause 3(ix)(f) of the Order is not applicable.
- x. (a) The company has not raised any money by way of initial public offer or further public offer (including debt instruments) during the year and hence reporting on clause 3(x)(a) of the order not applicable
- (b) According to the information and explanation given to us and based on our examination of the records, the Company has not made any preferential allotment or private placement of shares or fully or partly convertible debentures during the year and hence reporting on clause 3(x)(b) of the order not applicable.
- xi. (a) During the course of our examination of the books of account and records of the Company, and according to the information and explanation given to us and representations made by the Management, no material fraud by or on the Company, has been noticed or reported during the year.
- (b) No report under sub-section (12) of section 143 of the Companies Act has been filed in Form ADT-4 as prescribed under rule 13 of Companies (Audit and Auditors) Rules, 2014 with the Central Government, during the year and up to the date of this report.
- xii. In our opinion and according to the information and explanation given to us, the Company is not a Nidhi Company.
- xiii. According to the information and explanation given to us and based on our examination of the records of the Company, transactions with related parties are in compliance with Section 177 and 188 of the Act, where applicable, and details of such transactions have been disclosed in the Standalone Financial Statements as required by the applicable accounting standards.
- xiv. The company is not required to get internal audit conducted in accordance with Section 138 of the Act, thus the provisions of clause (xiv) of the Order is not applicable.
- xv. According to the information and explanation given to us and based on our examination of the records, the Company has not entered into non-cash transactions with the directors or persons connected with him. Hence the provisions of Section 192 of the Act are not applicable.
- xvi. (a) In our opinion, the Company is not required to be registered under section 45-IA of the Reserve Bank of India Act, 1934. Hence, reporting under clause 3(xvi)(a), (b) and (c) of the Order is not applicable.
- (b) In our opinion, there is no core investment company within the Group (as defined in the Core Investment Companies (Reserve Bank) Directions, 2016) and accordingly reporting under clause 3(xvi)(d) of the Order is not applicable.
- xvii. The Company has not incurred cash losses during the financial year covered by our audit and the immediately preceding financial year.
- xviii. There has been no resignation of the statutory auditors of the Company during the year.



- xix. On the basis of the financial ratios, ageing and expected dates of realization of financial assets and payment of financial liabilities, other information accompanying the financial statements and our knowledge of the Board of Directors and Management plans and based on our examination of the evidence supporting the assumptions, nothing has come to our attention, which causes us to believe that any material uncertainty exists as on the date of the audit report indicating that Company is not capable of meeting its liabilities existing at the date of balance sheet as and when they fall due within a period of one year from the balance sheet date. We, however, state that this is not an assurance as to the future viability of the Company. We further state that our reporting is based on the facts up to the date of the audit report and we neither give any guarantee nor any assurance that all liabilities falling due within a period of one year from the balance sheet date, will get discharged by the Company as and when they fall due.
- xx. The company is not fall in the criteria mentioned in section 135(5), hence reporting under clause 3(xx) of the Order is not applicable.
- xxi. The company does not have any subsidiaries, associates or joint ventures and hence the requirement of this clause is not applicable.

**For R D N A AND CO LLP**

Chartered Accountants

Firm Reg. No.004435C/C400033

*Sunil*

**Sunil Dwivedi**

Partner

Membership No.: 427775

UDIN: 244277758KC2TK6725



Place: Raipur

Date: May 21<sup>st</sup>, 2024



## **ANNEXURE“B” TO THE INDEPENDENT AUDITOR’S REPORT**

Referred to in Para 2 (f) “Report on Other Legal and Regulatory Requirements” in our Independent Auditor’s Report to the members of the Company on the standalone Financial Statements for the year ended March 31, 2024.

Report on the Internal Financial Controls under Clause (i) of Sub-section 3 of Section 143 of the Companies Act, 2013 (“the Act”)

We have audited the internal financial controls over financial reporting of **SHRI BAJRANG AGRO PROCESSING LIMITED** (“the Company”) as of March 31, 2024 in conjunction with our audit of the standalone Financial Statements of the Company for the year ended on that date.

### **Management’s Responsibility for Internal Financial Controls**

The Company’s management is responsible for establishing and maintaining internal financial controls based on the internal control over financial reporting criteria established by the Company considering the essential components of internal control stated in the Guidance Note on Audit of Internal Financial Controls over Financial Reporting (the “Guidance Note”) issued by the Institute of Chartered Accountants of India (ICAI). These responsibilities include the design, implementation and maintenance of adequate internal financial controls that were operating effectively for ensuring the orderly and efficient conduct of its business, including adherence to company’s policies, the safeguarding of its assets, the prevention and detection of frauds and errors, the accuracy and completeness of the accounting records, and the timely preparation of reliable financial information, as required under the Act.

### **Auditors’ Responsibility**

Our responsibility is to express an opinion on the Company’s internal financial controls over financial reporting based on our audit. We conducted our audit in accordance with the Guidance Note and the Standards on Auditing, issued by ICAI and deemed to be prescribed under section 143(10) of the Act, to the extent applicable to an audit of internal financial controls, both applicable to an audit of Internal Financial Controls and, both issued by the ICAI. Those Standards and the Guidance Note require that we comply with ethical requirements and plan and perform the audit to obtain reasonable assurance about whether adequate internal financial controls over financial reporting was established and maintained and if such controls operated effectively in all material respects.

Our audit involves performing procedures to obtain audit evidence about the adequacy of the internal financial controls system over financial reporting and their operating effectiveness.

Our audit of internal financial controls over financial reporting included obtaining an understanding of internal financial controls over financial reporting, assessing the risk that a material weakness exists, and testing and evaluating the design and operating effectiveness of internal control based on the assessed risk. The procedures selected depend on the auditor’s judgment, including the assessment of the risks of material misstatement of the Standalone Financial Statements, whether due to fraud or error.

We believe that the audit evidence we have obtained is sufficient and appropriate to provide a basis for our audit opinion on the Company’s internal financial controls system over financial reporting.



## Meaning of Internal Financial Controls over Financial Reporting

A Company's internal financial control over financial reporting is a process designed to provide reasonable assurance regarding the reliability of financial reporting and the preparation of Standalone Financial Statements for external purposes in accordance with generally accepted accounting principles. A company's internal financial control over financial reporting includes those policies and procedures that (1) pertain to the maintenance of records that, in reasonable detail, accurately and fairly reflect the transactions and dispositions of the assets of the company; (2) provide reasonable assurance that transactions are recorded as necessary to permit preparation of Standalone Financial Statements in accordance with generally accepted accounting principles, and that receipts and expenditures of the company are being made only in accordance with authorizations of management and directors of the company; and (3) provide reasonable assurance regarding prevention or timely detection of unauthorized acquisition, use, or disposition of the company's assets that could have a material effect on the Standalone Financial Statements.

## Inherent Limitations of Internal Financial Controls over Financial Reporting

Because of the inherent limitations of internal financial controls over financial reporting, including the possibility of collusion or improper management override of controls, material misstatements due to error or fraud may occur and not be detected. Also, projections of any evaluation of the internal financial controls over financial reporting to future periods are subject to the risk that the internal financial control over financial reporting may become inadequate because of changes in conditions, or that the degree of compliance with the policies or procedures may deteriorate.


## Opinion


In our opinion, the Company has, in all material respects, an adequate internal financial controls system over financial reporting and such internal financial controls over financial reporting were operating effectively as at March 31, 2024, based on the internal control over financial reporting criteria established by the Company considering the essential components of internal control stated in the Guidance Note on Audit of Internal Financial Controls Over Financial Reporting issued by the Institute of Chartered Accountants of India"

**For R D N A AND CO LLP**

Chartered Accountants

Firm Reg. No.004435C/C400033

  
**Sunil Dwivedi**  
Partner  
Membership No.: 427775  
UDIN : 24427775BKC2TK6725



Place: Raipur

Date: May 21<sup>st</sup>, 2024

# SHRI BAJRANG AGRO PROCESSING LIMITED

CIN - U15100CT2005PLC017828

BALANCE SHEET AS AT 31st MARCH, 2024

(Amount in Hundred.)

| Particulars                         | Note No.     | As At<br>31.03.2024 | As At<br>31.03.2023 |
|-------------------------------------|--------------|---------------------|---------------------|
| <b>I ASSETS</b>                     |              |                     |                     |
| <b>(1) Current Assets</b>           |              |                     |                     |
| (a) Financial Assets                |              |                     |                     |
| (i) Cash and cash equivalents       | 2            | 1,897.32            | 5,833.76            |
| (b) Other current assets            | 3            | 287.12              | 149.27              |
| (c) Current Tax Asset (Net)         |              | 11.12               | -                   |
| <b>Total Current Assets</b>         |              | <b>2,195.57</b>     | <b>5,983.03</b>     |
| <b>TOTAL ASSETS</b>                 | <b>TOTAL</b> | <b>2,195.57</b>     | <b>5,983.03</b>     |
| <b>II. EQUITY AND LIABILITIES</b>   |              |                     |                     |
| <b>(1) Equity</b>                   |              |                     |                     |
| (a) Equity Share Capital            | 4            | 5,000.00            | 5,000.00            |
| (b) Other Equity                    | 5            | (3,024.43)          | (3,163.92)          |
| <b>Total Equity</b>                 |              | <b>1,975.57</b>     | <b>1,836.08</b>     |
| <b>(2) Current Liabilities</b>      |              |                     |                     |
| (a) Financial Liabilities           |              |                     |                     |
| (i) Other Financial Liabilities     | 6            | 220.00              | 220.00              |
| (b) Other Current Liabilities       | 7            | -                   | 3,683.22            |
| (c) Current Tax Liabilities (net)   |              | -                   | 243.73              |
| <b>Total Current Liabilities</b>    |              | <b>220.00</b>       | <b>4,146.95</b>     |
| <b>TOTAL EQUITY AND LIABILITIES</b> | <b>TOTAL</b> | <b>2,195.57</b>     | <b>5,983.03</b>     |

Significant Accounting Policies

The notes referred to above form an integral part of the financial statements.


As per our attached report of even date.

For and on behalf of the Board

For, R D N A AND CO LLP

Chartered Accountants

CRA No. - 004435C/C400033



Sunil Dwivedi  
Partner  
Membership No. - 427775  
Raipur, 21st May, 2024

Bajrang Goel  
Director  
DIN: 02181747

Shimmer Goel  
Director  
DIN: 07837395



**SHRI BAJRANG AGRO PROCESSING LIMITED**

CIN - U15100CT2005PLC017828

STATEMENT OF PROFIT &amp; LOSS FOR THE YEAR ENDED 31st MARCH, 2024

(Amount in Hundred.)

| Particulars   | Note No. | As At<br>31.03.2024 | As At<br>31.03.2023 |
|---|----------|---------------------|---------------------|
| I. Revenue From Operation                                 | 8        | 1,000.00            | 20,000.00           |
| II. Total Income  | TOTAL    | 1,000.00            | 20,000.00           |
| III. Expenses   |          |                     |                     |
| Employees Benefit Expenses                                | 9        | 120.00              | 120.00              |
| Finance Cost  | 10       | -                   | 1,047.66            |
| Other Expenses  | 11       | 538.17              | 587.24              |
|   | TOTAL    | 658.17              | 1,754.90            |
| IV. Profit Before Tax (II- III)                           |          | 341.84              | 18,245.10           |
| V. Tax expenses:  |          |                     |                     |
| Net current Tax   | 12       | 202.35              | 4,741.29            |
| Deferred Tax  |          | -                   | -                   |
| VI. Profit for the period                                 |          | 139.49              | 13,503.82           |
| VII. Other Comprehensive Income :                         |          |                     |                     |
| (i) Items that will not be reclassified to profit or loss |          | -                   | -                   |
| (ii) Items that will be reclassified to profit or loss    |          | -                   | -                   |
| VIII. Total Comprehensive Income for the year             |          | 139.49              | 13,503.82           |
| Basic / Diluted Earnings Per Equity Share                 | 13       | 0.28                | 27.01               |

Significant Accounting Policies

The notes referred to above form an integral part of the financial statements.

1

2 to 18


As per our attached report of even date.

For and on behalf of the Board

For, R D N A AND CO LLP

Chartered Accountants

FIR No. - 004435C/C400033



Sunil Dwivedi

Partner

Membership No. - 427775

Raipur, 21st May, 2024

Bajrang Goel

Director

DIN: 02181747

Shimmer Goel

Director

DIN:07837395

**SHRI BAJRANG AGRO PROCESSING LIMITED**

(Formerly Shri Bajrang Steel And Power Limited)

CIN - U15100CT2005PLC017828

Cash Flow Statement as at 31st March, 2024

(Amount in Hundred.)

| Particulars   | As at<br>31.03.2024 | As at<br>31.03.2023 |
|---|---------------------|---------------------|
| <b>A CASH FLOW FROM OPERATING ACTIVITIES</b>                          |                     |                     |
| Net Profit before Tax   | 341.84              | 18,245.10           |
| <b>ADJUSTMENTS FOR:</b>   |                     |                     |
| Depreciation  | -                   | -                   |
| Financial Costs   | -                   | 1,047.66            |
| Profit on Sale of Fixed Asset   | -                   | -                   |
| <b>OPERATING PROFIT BEFORE WORKING CAPITAL CHANGES</b>                | <b>341.84</b>       | <b>19,292.76</b>    |
| <b>ADJUSTMENTS FOR CHANGE IN CURRENT ASSETS &amp; LIABILITIES:</b>    |                     |                     |
| (Increase)/Decrease in Trade Receivables                              | -                   | -                   |
| (Increase)/Decrease in Other Current Assets                           | (148.97)            | (22.50)             |
| (Increase)/Decrease in Trade Payable                                  | -                   | (118.00)            |
| Increase/(Decrease) in Current Liabilities & Provisions               | (3,926.95)          | 3,735.65            |
| <b>CASH GENERATED FROM OPERATIONS</b>                                 | <b>(3,734.08)</b>   | <b>22,887.90</b>    |
| Direct Taxes Paid/Deducted at Source                                  | 202.35              | 4,741.29            |
| <b>NET CASH FROM OPERATING ACTIVITIES</b>                             | <b>A (3,936.43)</b> | <b>18,146.62</b>    |
| <b>B CASH FLOW FROM INVESTING ACTIVITIES</b>                          |                     |                     |
| Deletion/(Addition) to other Fixed Assets                             | -                   | -                   |
| <b>NET CASH USED IN INVESTING ACTIVITIES</b>                          | <b>B -</b>          | <b>-</b>            |
| <b>C CASH FLOW FROM FINANCING ACTIVITIES</b>                          |                     |                     |
| Proceeds from Short-Term Borrowings                                   | -                   | (11,818.09)         |
| Financial Costs   | -                   | (1,047.66)          |
| <b>NET CASH USED IN FINANCING ACTIVITIES</b>                          | <b>C -</b>          | <b>(12,865.75)</b>  |
| <b>NET INCREASE/(DECREASE) IN CASH &amp; CASH EQUIVALENTS (A+B+C)</b> | <b>(3,936.43)</b>   | <b>5,280.87</b>     |
| Cash and Cash Equivalents at the beginning of the year                | 5,833.76            | 552.89              |
| <b>Cash and Cash Equivalents at the end of the year</b>               | <b>1,897.32</b>     | <b>5,833.76</b>     |
| <b>Components of cash and cash equivalents as at</b>                  | <b>31.03.2024</b>   | <b>31.03.2023</b>   |
| Cash in hand  | 1,213.66            | 370.16              |
| With banks  | 683.66              | 5,463.60            |
|   | <b>1,897.32</b>     | <b>5,833.76</b>     |

Notes :

- Figures for the previous year have been regrouped/rearranged wherever found necessary.
- The Cash Flow Statement has been prepared under the "Indirect Method" as set out in Ind AS - 7 on Cash Flow Statement issued by the Institute of Chartered Accountants of India.

As per our report of even date

For, R D N A AND CO LLP

Chartered Accountants

FRN No. - 004435C/C400033

Sunil Dwivedi

Partner

Membership No. - 427775

Raipur, 21st May, 2024

For and on behalf of the Board of

Bajrang Goel


Director

DIN: 02181747

Shimmer Goel

Director

DIN: 07837395



## SHRI BAJRANG AGRO PROCESSING LIMITED

CIN - U15100CT2005PLC017828

## Statement of changes in Equity

## A. Equity Share Capital

(Amount in Hundred.)

As At 31.03.2024

| Particulars          | Balance As at<br>31/03/2023 | Changes in<br>Equity Share<br>Capital due to<br>prior period<br>items | Restated<br>Balance As at<br>31/03/2023 | Changes in<br>Equity Share<br>Capital during<br>the year | Balance As at<br>31/03/2024 |
|----------------------|-----------------------------|---|---|--|-----------------------------|
| Equity Share Capital | 5,000.00                    | -   | 5,000.00                                | -  | 5,000.00                    |

As At 31.03.2023

| Particulars          | Balance As at<br>31/03/2022 | Changes in<br>Equity Share<br>Capital due to<br>prior period<br>items | Restated<br>Balance As at<br>31/03/2022 | Changes in<br>Equity Share<br>Capital during<br>the year | Balance As at<br>31/03/2023 |
|----------------------|-----------------------------|---|---|--|-----------------------------|
| Equity Share Capital | 5,000.00                    | -   | 5,000.00                                | -  | 5,000.00                    |

## B. Other Equity

As At 31.03.2024

| Particulars   | Reserve & Surplus |                                  | Other<br>comprehensive<br>income | Total Equity<br>Attributable to<br>equity holders of<br>the Company |
|---|-------------------|----------------------------------|----------------------------------|---|
|   | Surplus           | Securities<br>Premium<br>Reserve |                                  |   |
| Balance as of March 31, 2023                        | (3,163.92)        | -                                | -                                | (3,163.92)  |
| Changes in accounting policy or prior period errors | -                 | -                                | -                                | -   |
| Restated Balance as on March 31, 2023               | (3,163.92)        | -                                | -                                | (3,163.92)  |
| Profit/(loss) for the period                        | 139.49            | -                                | -                                | 139.49  |
| Other comprehensive income For Year                 | -                 | -                                | -                                | -   |
| Balance as of March 31, 2024                        | (3,024.43)        | -                                | -                                | (3,024.43)  |

As At 31.03.2023

| Particulars   | Reserve & Surplus |                                  | Other<br>comprehensive<br>income | Total Equity<br>Attributable to<br>equity holders of<br>the Company |
|---|-------------------|----------------------------------|----------------------------------|---|
|   | Surplus           | Securities<br>Premium<br>Reserve |                                  |   |
| Balance as of March 31, 2022                        | (16,667.74)       | -                                | -                                | (16,667.74)   |
| Changes in accounting policy or prior period errors | -                 | -                                | -                                | -   |
| Restated Balance as on March 31, 2022               | (16,667.74)       | -                                | -                                | (16,667.74)   |
| Profit/(loss) for the period                        | 13,503.82         | -                                | -                                | 13,503.82   |
| Other comprehensive income For Year                 | -                 | -                                | -                                | -   |
| Balance as of March 31, 2023                        | (3,163.92)        | -                                | -                                | (3,163.92)  |


As per our attached report of even date.

For and on behalf of the Board

For, R D N A AND CO LLP

Chartered Accountants

FRN No. - 004435C/C400033



Sunil Dwivedi

Partner

Membership No. - 427775

Raipur, 21st May, 2024

Bajrang Goel

Director

DIN: 02181747

Shimmer Goel

Director

DIN: 07837395



# SHRI BAJRANG AGRO PROCESSING LIMITED

CIN - U15100CT2005PLC017828

Notes Annexed to and forming part of the Balance as at 31.03.2024

## Note : 1 SIGNIFICANT ACCOUNTING POLICIES AND NOTES ON ACCOUNTS :

### A. Company Overview :

SHRI BAJRANG AGRO PROCESSING LIMITED (CIN : U15100CT2005PLC017828 ) company having its registered office at Village Borjhara, Urla Guma Road, Urla Growth Center Raipur 493221.

### B. Significant Accounting Policies :

#### 1.1 BASIS OF PREPARATION AND SIGNIFICANT ACCOUNTING POLICIES

The standalone financial statements have been prepared on a historical cost basis, except for the following assets and liabilities which have been measured at fair value:

- Certain financial assets and liabilities (including derivative instruments) and
- Defined benefit plans - plan assets

The financial statements of the Company have been prepared to comply with the Indian Accounting standards ('Ind AS'), including the rules notified under the relevant provisions of the Companies Act, 2013.

#### 1.2 SUMMARY OF SIGNIFICANT ACCOUNTING POLICIES

##### a) Finance Cost

- i) Borrowing costs include exchange differences arising from foreign currency borrowings to the extent they are regarded as an adjustment to the interest cost. Borrowing costs directly attributable to the acquisition, construction or production of an asset that necessarily takes a substantial period of time to get ready for its intended use or sale are capitalised as part of the cost of the asset. A qualifying asset is one that necessarily takes substantial period of time to get ready for its intended use.
- ii) Interest income earned on the temporary investment of specific borrowings pending their expenditure on qualifying assets is deducted from the borrowing costs eligible for capitalisation.
- iii) All other borrowing costs are expensed in the period in which they occur.

##### b) Provisions, Contingent Liabilities and Contingent Assets and Commitments

- i) Provisions are recognised when the Company has a present obligation (legal or constructive) as a result of a past event, it is probable that an outflow of resources embodying economic benefits will be required to settle the obligation and a reliable estimate can be made of the amount of the obligation. Such provisions are determined based on management estimate of the amount required to settle the obligation at the balance sheet date. When the Company expects some or all of a provision to be reimbursed, the reimbursement is recognised as a standalone asset only when the reimbursement is virtually certain.
- ii) If the effect of the time value of money is material, provisions are discounted using a current pre-tax rate that reflects, when appropriate, the risks specific to the liability. When discounting is used, the increase in the provision due to the passage of time is recognised as a finance cost.
- iii) Contingent liabilities are disclosed on the basis of judgment of management. These are reviewed at each balance sheet date are adjusted to reflect the current management estimate.
- iv) Contingent assets are not recognized but are disclosed in the financial statements when inflow of economic benefits is probable.

##### c) Income Taxes

The tax expense for the period comprises current and deferred tax. Tax is recognised in Statement of Profit and Loss, except to the extent that it relates to items recognised in the other comprehensive income or in equity. In which case, the tax is also recognised in other comprehensive income or equity.



**i) Current tax**

Current tax assets and liabilities are measured at the amount expected to be recovered from or paid to the taxation authorities, based on tax rates and laws that are enacted or substantively enacted at the Balance sheet date.

**ii) Deferred tax**

Deferred tax is recognised on temporary differences between the carrying amounts of assets and liabilities in the financial statements and the corresponding tax bases used in the computation of taxable profit.

Deferred tax liabilities and assets are measured at the tax rates that are expected to apply in the period in which the liability is settled or the asset realised, based on tax rates (and tax laws) that have been enacted or substantively enacted by the end of the reporting period. The carrying amount of deferred tax liabilities and assets are reviewed at the end of each reporting period.

**d) Employee Benefits Expense**

**Short Term Employee Benefits**

The undiscounted amount of short term employee benefits expected to be paid in exchange for the services rendered by employees are recognised as an expense during the period when the employees render the services.

**e) Revenue recognition**

Revenue from sale of goods is recognised when the significant risks and rewards of ownership have been transferred to the buyer, recovery of the consideration is probable, the associated cost can be estimated reliably, there is no continuing effective control or managerial involvement with the goods, and the amount of revenue can be measured reliably.

Revenue from rendering of services is recognised when the performance of agreed contractual task has been completed.

Revenue from sale of goods is measured at the fair value of the consideration received or receivable, taking into account contractually defined terms of payment and excluding taxes or duties collected on behalf of the government.

Revenue from operations includes sale of goods, services, service tax, excise duty and adjusted for discounts (net), and gain/ loss on corresponding hedge contracts.

**Interest income**

Interest income from a financial asset is recognised using effective interest rate (EIR) method.

**f) Financial Instruments**

**i) Financial Assets**

**A. Initial recognition and measurement**

All financial assets and liabilities are initially recognized at fair value. Transaction costs that are directly attributable to the acquisition or issue of financial assets and financial liabilities, which are not at fair value through profit or loss, are adjusted to the fair value on initial recognition. Purchase and sale of financial assets are recognised using trade date accounting.

**B. Subsequent measurement**

Financial assets carried at amortised cost

A financial asset is measured at amortised cost if it is held within a business model whose objective is to hold the asset in order to collect contractual cash flows and the contractual terms of the financial asset give rise on specified dates to cash flows that are solely payments of principal and interest on the principal amount outstanding.

Financial assets at fair value through other comprehensive income (FVTOCI)

A financial asset is measured at FVTOCI if it is held within a business model whose objective is achieved by both collecting contractual cash flows and selling financial assets and the contractual terms of the financial asset give rise on specified dates to cash flows that are solely payments of principal and interest on the principal amount outstanding.

Financial assets at fair value through profit or loss (FVTPL)

A financial asset not classified as either amortised cost or FVOCI, is classified as FVTPL.



### C. Impairment of financial assets

In accordance with Ind AS 109, the Company uses 'Expected Credit Loss' (ECL) model, for evaluating impairment of financial assets other than those measured at fair value through profit and loss (FVTPL).

Expected credit losses are measured through a loss allowance at an amount equal to:

- The 12-months expected credit losses (expected credit losses that result from those default events on the financial instrument that are possible within 12 months after the reporting date); or
- Full lifetime expected credit losses (expected credit losses that result from all possible default events over the life of the financial instrument)

For trade receivables Company applies 'simplified approach' which requires expected lifetime losses to be recognised from initial recognition of the receivables. The Company uses historical default rates to determine impairment loss on the portfolio of trade receivables. At every reporting date these historical default rates are reviewed and changes in the forward looking estimates are analysed.

For other assets, the Company uses 12 month ECL to provide for impairment loss where there is no significant increase in credit risk. If there is significant increase in credit risk full lifetime ECL is used.

### ii) Financial Liabilities

#### A. Initial recognition and measurement

All financial liabilities are recognized at fair value and in case of loans, net of directly attributable cost. Fees of recurring nature are directly recognised in the Statement of Profit and Loss as finance cost.

#### B. Subsequent measurement

Financial liabilities are carried at amortized cost using the effective interest method. For trade and other payables maturing within one year from the balance sheet date, the carrying amounts approximate fair value due to the short maturity of these instruments.

### g) Operating Cycle

The Company presents assets and liabilities in the balance sheet based on current / non-current classification based on operating cycle.

An asset is treated as current when it is:

- a. Expected to be realized or intended to be sold or consumed in normal operating cycle;
- b. Held primarily for the purpose of trading;
- c. Expected to be realized within twelve months after the reporting period, or
- d. Cash or cash equivalent unless restricted from being exchanged or used to settle a liability for at least twelve months after the reporting period

All other assets are classified as non-current.

A liability is current when:

- a. It is expected to be settled in normal operating cycle;
- b. It is held primarily for the purpose of trading;
- c. It is due to be settled within twelve months after the reporting period, or
- d. There is no unconditional right to defer the settlement of the liability for at least twelve months after the reporting period

All other liabilities are classified as non-current.

Deferred tax assets and liabilities are classified as non-current assets and liabilities.

The company has identified twelve months as its operating cycle.

### h) Earnings Per Share

Basic earnings per share are calculated by dividing the net profit or loss for the period attributable to equity shareholders by weighted average number of equity shares outstanding during the period. The weighted average number of equity shares outstanding during the period are adjusted for events of bonus issue; bonus element in a right issue to existing shareholders.

For the purpose of calculating diluted earnings per share, the net profit or loss for the year attributable to equity shareholders and the weighted average number of shares outstanding during the year are adjusted for the effects of all dilutive potential equity shares.





i) **Statement of Cash Flows**

i) **Cash and Cash equivalents**

For the purpose of presentation in the statement of cash flows, cash and cash equivalents includes cash on hand, other short-term, highly liquid investments with original maturities of three months or less that are readily convertible to known amounts of cash and which are subject to an insignificant risk of changes in value.

ii) Statement of Cash Flows is prepared in accordance with the Indirect Method prescribed in the relevant Accounting Standard.

**1.3 CRITICAL ACCOUNTING JUDGMENTS AND KEY SOURCES OF ESTIMATION UNCERTAINTY**

The preparation of the financial statements in conformity with the Ind AS requires management to make judgments, estimates and assumptions that affect the application of accounting policies and the reported amounts of assets, liabilities and disclosures as at date of the financial statements and the reported amounts of the revenues and expenses for the years presented. The estimates and associated assumptions are based on historical experience and other factors that are considered to be relevant. Actual results may differ from these estimates under different assumptions and conditions. The estimates and underlying assumptions are reviewed on an ongoing basis. Revisions to accounting estimates are recognized in the period in which the estimate is revised if the revision affects only that period or in the period of the revision and future periods if the revision affects both current and future periods.

a) **Depreciation / amortisation and useful lives of property plant and equipment / intangible assets**

Property, plant and equipment / intangible assets are depreciated / amortised over their estimated useful lives, after taking into account estimated residual value. Management reviews the estimated useful lives and residual values of the assets annually in order to determine the amount of depreciation / amortisation to be recorded during any reporting period. The useful lives and residual values are based on the Company's historical experience with similar assets and take into account anticipated technological changes. The depreciation / amortisation for future periods is revised if there are significant changes from previous estimates.

b) **Recoverability of trade receivable**

Judgements are required in assessing the recoverability of overdue trade receivables and determining whether a provision against those receivables is required. Factors considered include the credit rating of the counterparty, the amount and timing of anticipated future payments and any possible actions that can be taken to mitigate the risk of non-payment.


c) **Provisions**

Provisions and liabilities are recognized in the period when it becomes probable that there will be a future outflow of funds resulting from past operations or events and the amount of cash outflow can be reliably estimated. The timing of recognition and quantification of the liability requires the application of judgment to existing facts and circumstances, which can be subject to change. The carrying amounts of provisions and liabilities are reviewed regularly and revised to take account of changing facts and circumstances.

d) **Impairment of non-financial assets**

The Company assesses at each reporting date whether there is an indication that an asset may be impaired. If any indication exists, the Company estimates the asset's recoverable amount. An asset's recoverable amount is the higher of an asset's or Cash Generating Units (CGU's) fair value less costs of disposal and its value in use. It is determined for an individual asset, unless the asset does not generate cash inflows that are largely independent of those from other assets or a groups of assets. Where the carrying amount of an asset or CGU exceeds its recoverable amount, the asset is considered impaired and is written down to its recoverable amount.

In assessing value in use, the estimated future cash flows are discounted to their present value using pre-tax discount rate that reflects current market assessments of the time value of money and the risks specific to the asset. In determining fair value less costs of disposal, recent market transactions are taken into account, if no such transactions can be identified, an appropriate valuation model is used.



e) Impairment of financial assets

The impairment provisions for financial assets are based on assumptions about risk of default and expected cash loss rates. The Company uses judgment in making these assumptions and selecting the inputs to the impairment calculation, based on Company's past history, existing market conditions as well as forward looking estimates at the end of each reporting period.


| (Amount in Hundred.)            |                     |                     |
|---------------------------------|---------------------|---------------------|
| 2 BANK, CASH & CASH EQUIVALENTS |                     |                     |
| PARTICULARS                     | As at<br>31.03.2024 | As at<br>31.03.2023 |
| Cash and Cash Equivalents       |                     |                     |
| i) On Current Account           | 683.66              | 5,463.60            |
| ii) Cash on Hand                | 1,213.66            | 370.16              |
| <b>TOTAL</b>                    | <b>1,897.32</b>     | <b>5,833.76</b>     |

| (Amount in Hundred.)        |                     |                     |
|-----------------------------|---------------------|---------------------|
| 3 OTHER CURRENT ASSETS      |                     |                     |
| PARTICULARS                 | As at<br>31.03.2024 | As at<br>31.03.2023 |
| Balance with GST Department | 287.12              | 149.27              |
| <b>TOTAL</b>                | <b>287.12</b>       | <b>149.27</b>       |

| (Amount in Hundred.)   |                     |                     |
|--|---------------------|---------------------|
| 4 SHARE CAPITAL  |                     |                     |
| Particulars  | As at<br>31.03.2024 | As at<br>31.03.2023 |
| (A) Authorised, Issued, Subscribed and paid-up share capital       |                     |                     |
| <u>Authorised Share Capital</u>                                    |                     |                     |
| 2,00,00,000 Equity Shares of Rs.10/- each.                         |                     |                     |
| (Previous Year 2,00,00,000 Equity Shares of Rs.10/- each)          | 20,00,000.00        | 20,00,000.00        |
| <b>TOTAL</b>   | <b>20,00,000.00</b> | <b>20,00,000.00</b> |
| <u>Issued, Subscribed &amp; Fully Paid-up</u>                      |                     |                     |
| 50000 Equity Shares of Rs. 10/- each Fully Paid up                 | 5,000.00            | 5,000.00            |
| (Previous Year 50000 Equity Shares of Rs. 10/- each Fully Paid up) |                     |                     |
| <b>TOTAL</b>   | <b>5,000.00</b>     | <b>5,000.00</b>     |

(b) Reconciliation of number of equity shares outstanding at the beginning and at the end of the year

| Particulars   | As at<br>31.03.2024 | As at<br>31.03.2023 |
|---|---------------------|---------------------|
| No of shares outstanding as at the beginning of the year      | 50,000.00           | 50,000.00           |
| Add : Number Of Shares Allotted During The Year               | -                   | -                   |
| <b>Number of shares outstanding as at the end of the year</b> | <b>50,000.00</b>    | <b>50,000.00</b>    |



(c) Shares in the company held by each shareholder holding more than 5% shares

| Name of Shareholder           | As at 31.03.2024                  |                  | As at 31.03.2023                  |                  |
|-------------------------------|-----------------------------------|------------------|-----------------------------------|------------------|
|                               | No. of shares held in the Company | % of Shares held | No. of shares held in the Company | % of Shares held |
| Shri Bajrang Alliance Limited | 49,940                            | 99.88            | 49,940                            | 99.88            |

(d) Shares in the company held by each Promoter

| S.N. | Name of the Promoter          | As at 31.03.2024                 |                  |                          |
|------|-------------------------------|----------------------------------|------------------|--------------------------|
|      |                               | No. of share held in the Company | % of Shares held | % Change During the Year |
| 1    | Suresh Goel                   | 10                               | 0.02%            | 0.00%                    |
| 2    | Rajendra Goel                 | 10                               | 0.02%            | 0.00%                    |
| 3    | Narendra Goel                 | 10                               | 0.02%            | 0.00%                    |
| 4    | Anand Goel                    | 10                               | 0.02%            | 0.00%                    |
| 5    | Dinesh Goel                   | 10                               | 0.02%            | 0.00%                    |
| 6    | Bajrang Goel                  | 10                               | 0.02%            | 0.00%                    |
| 7    | Shri Bajrang Alliance Limited | 49,940                           | 99.88%           | 0.00%                    |

(e) The Company has only one class of shares to as equity shares having a par value of 10/- Each holder of equity shares is entitled to one vote per share

5 OTHER EQUITY

| Particulars   | Reserve & Surplus |                            | Other comprehensive income | Total Equity Attributable to equity holders of the Company |
|---|-------------------|----------------------------|----------------------------|--|
|   | Surplus           | Securities Premium Reserve |                            |  |
| Balance as of March 31, 2023                        | (3,163.92)        | -                          | -                          | (3,163.92)   |
| Changes in accounting policy or prior period errors | -                 | -                          | -                          | -  |
| Restated Balance as on March 31, 2023               | (3,163.92)        | -                          | -                          | (3,163.92)   |
| Profit/(loss) for the period                        | 139.49            | -                          | -                          | 139.49   |
| Other comprehensive income For Year                 | -                 | -                          | -                          | -  |
| Balance as of March 31, 2024                        | (3,024.43)        | -                          | -                          | (3,024.43)   |





## 6 OTHER FINANCIAL LIABILITIES

(Amount in Hundred.)

| PARTICULARS        | As at<br>31.03.2024 | As at<br>31.03.2023 |
|--------------------|---------------------|---------------------|
| Audit Fees Payable | 220.00              | 220.00              |
| <b>TOTAL</b>       | <b>220.00</b>       | <b>220.00</b>       |

## 7 OTHER CURRENT LIABILITIES

(Amount in Hundred.)

| PARTICULARS  | As at<br>31.03.2024 | As at<br>31.03.2023 |
|--------------|---------------------|---------------------|
| GST Payable  | -                   | 3,600.00            |
| TDS Payable  | -                   | 83.22               |
| <b>TOTAL</b> | <b>-</b>            | <b>3,683.22</b>     |

## 8 REVENUE FROM OPERATION

(Amount in Hundred.)

| PARTICULARS        | As at<br>31.03.2024 | As at<br>31.03.2023 |
|--------------------|---------------------|---------------------|
| Consultancy Income | 1,000.00            | 20,000.00           |
|                    | <b>1,000.00</b>     | <b>20,000.00</b>    |

## 9 EMPLOYEES BENEFIT EXPNESES

(Amount in Hundred.)

| PARTICULARS                      | As at<br>31.03.2024 | As at<br>31.03.2023 |
|----------------------------------|---------------------|---------------------|
| Salaries, Wages & Other Benefits | 120.00              | 120.00              |
|                                  | <b>120.00</b>       | <b>120.00</b>       |

## 10 FINANCE COST


(Amount in Hundred.)

| PARTICULARS       | As at<br>31.03.2024 | As at<br>31.03.2023 |
|-------------------|---------------------|---------------------|
| Interest Expenses | -                   | 1,047.66            |
|                   | <b>-</b>            | <b>1,047.66</b>     |

## 11 OTHER ADMINISTRATIVE EXPENSES

(Amount in Hundred.)

| PARTICULARS                   | As at<br>31.03.2024 | As at<br>31.03.2023 |
|-------------------------------|---------------------|---------------------|
| Audit Fees                    | 220.00              | 243.60              |
| Bank Charges                  | 0.17                | 0.14                |
| Legal & Professional Expenses | 281.50              | 286.50              |
| Listing & Filling Expenses    | 36.50               | 57.00               |
|                               | <b>538.17</b>       | <b>587.24</b>       |



## 12 CURRENT TAX

(Amount in Hundred.)

| PARTICULARS                              | As at      | As at      |
|--|------------|------------|
|  | 31.03.2024 | 31.03.2023 |
| Current Tax                              | 88.88      | 4,743.73   |
| Less : MAT Credit Entitlement/(Adjusted) | -          | -          |
| Net Current Tax                          | 88.88      | 4,743.73   |
| Add : Taxes for Earlier Years            | 113.47     | (2.44)     |
|  | 202.35     | 4,741.29   |

## 13 EARNING PER EQUITY SHARE

(Amount &amp; Numbers in Hundred.)

| PARTICULARS   | As at      | As at      |
|---|------------|------------|
|   | 31.03.2024 | 31.03.2023 |
| Profit / (Loss) after Taxation as per Profit & Loss Account | 139.49     | 13,503.82  |
| Weighted Avg. No. of Equity Share Outstanding               | 500.00     | 500.00     |
| Basic / Diluted Earning / (Loss) per Share of Rs. 10/-      | 0.28       | 27.01      |

## 14 Information on Related Party as required by Ind As-24, "Related Party Disclosures" issued by The Institute of Chartered Accountants of India, are given below :

## Related Parties

## a) Holding

-- Shri Bajrang Alliance Limited

## b) Associates

-- Shri Bajrang Power and Ispat Limited

-- SB Multimedia Private Limited

-- Popular Mercantile Private Limited

## c) Key Management Personnel

-- Shri Suresh Goel

-- Shri Anand Goel

|            |                       | 31.03.2024 | 31.03.2023 |
|------------|-----------------------|------------|------------|
| Associates | Sale of Materials     | -          | -          |
|            | Purchase of Materials | -          | -          |
|            | Consultancy Income    | 1,000.00   | 20,000.00  |
|            | Interest Expenses     | -          | 1,047.66   |
|            | Outstandings          |            |            |
|            | Payables              | -          | -          |

Disclosure in respect of transactions which are more than 10% of the total transactions of the same type with related parties during the year.

| Interest Expenses :                | 31.03.2024 | 31.03.2023 |
|------------------------------------|------------|------------|
| Shri Bajrang Power & Ispat Limited | -          | 1,047.66   |

| Consultancy Income              | 31.03.2024 | 31.03.2023 |
|---------------------------------|------------|------------|
| S.B. Multimedia Private Limited | 1,000.00   | 20,000.00  |

15 There is no outstanding dues towards any MSME vendors during the year.

16 In opinion of the Board, the value of realisation of loans, advances and current assets in the ordinary course of business will not be less than the amount at which they are stated in the balance sheet.



17 Disclosure of Ratios as mentioned in amended Schedule III (Division II) vide notofication dated 24th March, 2021 :

| SN  | Particular                        | Numerator                              | Denominator                            | 31.03.2024     | 31.03.2023     | Variance<br>(In %) |
|-----|-----------------------------------|--|--|----------------|----------------|--------------------|
| (a) | Current ratios                    | Current Assets                         | Current Liability                      | 9.98           | 1.44           | 591.72             |
| (b) | Debt Equity Ratio                 | Total Debt                             | Total Equity<br>(Excl.<br>Revaluation) | Not Applicable | Not Applicable | -                  |
| (c) | Debt Service coverage Ratio       | Cash<br>Accruals                       | Total<br>Installment                   | Not Applicable | Not Applicable | -                  |
| (d) | Return on Equity Ratio (%)*       | Profit After<br>Tax                    | Total Equity<br>(Excl.<br>Revaluation) | 7.06%          | 735.47%        | -99.04             |
| (e) | Inventory Turnover Ratio*         | Cost of Goods<br>Sold                  | Average<br>Inventory                   | Not Applicable | Not Applicable | -                  |
| (f) | Trade Receivables turnover Ratio* | Net Sales                              | Average<br>Receivables                 | Not Applicable | Not Applicable | -                  |
| (g) | Trade Payables turnover Ratio*    | Net Purchase                           | Average<br>Payable                     | Not Applicable | Not Applicable | -                  |
| (h) | Net Capital turnover Ratio*       | Net Annual<br>Sales                    | Average<br>Working<br>Capital          | Not Applicable | Not Applicable | -                  |
| (i) | Net profit Ratio (%)              | Profit After<br>Tax                    | Total Income                           | 13.95%         | 67.52%         | -79.34             |
| (j) | Return on Capital Employed (%)*   | Earning<br>Before<br>Interest &<br>Tax | Capital<br>Employed                    | 17.30%         | 1050.76%       | -98.35             |
| (k) | Return on investment              | Income On<br>Investment                | Amount<br>Invested                     | Not Applicable | Not Applicable | -                  |

Remarks: a) Current ratio has been increased due to decrease in GST payable and other payable  
d) Return on Equity has been decreased due to earlier year taxes.  
i) Net Profit Ratio has been decreased due to earlier year taxes.  
j) Return on Capital Employed has been decreased due to earlier year taxes.

18 Amounts have been rounded off to the nearest rupees and previous year's figures have been regrouped, rearranged and reclassified wherever considered necessary to confirm to the current presentation.

Signature to Notes to Accounts

As per our attached report of even date.

For and on behalf of the Board

For, R D N A AND CO LLP

Chartered Accountants


FRN No. - 004435C/C400033

Sunil Dwivedi

Partner

Membership No. - 427775

Raipur, 21st May, 2024



Bajrang Goel

Director

DIN: 02181747

Shimmer Goel

Director

DIN:07837395